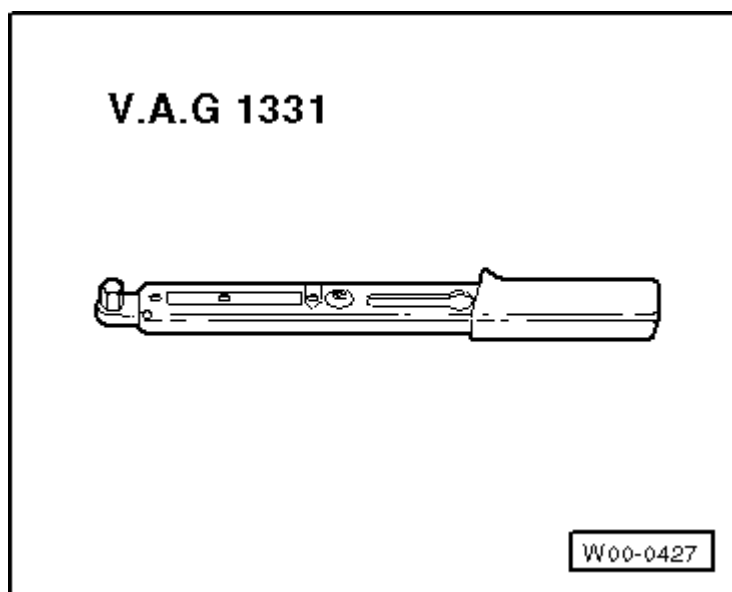


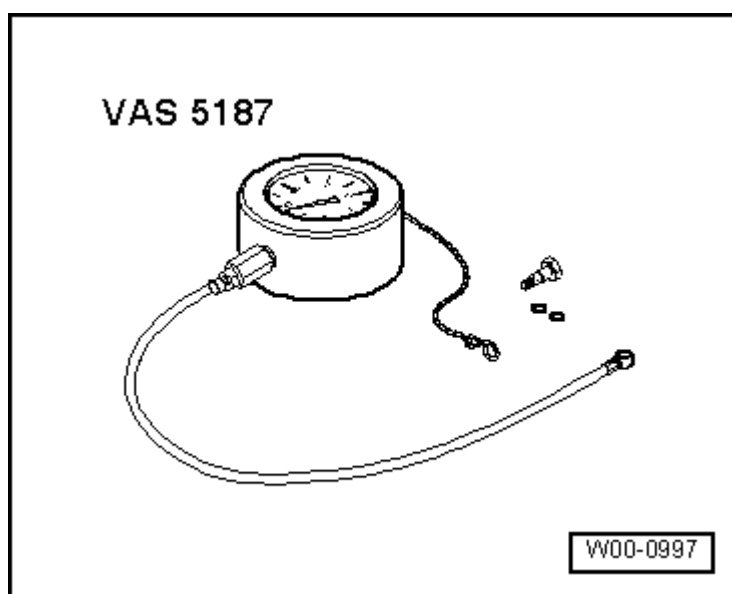
Checking holding pressure

Special tools and workshop equipment required

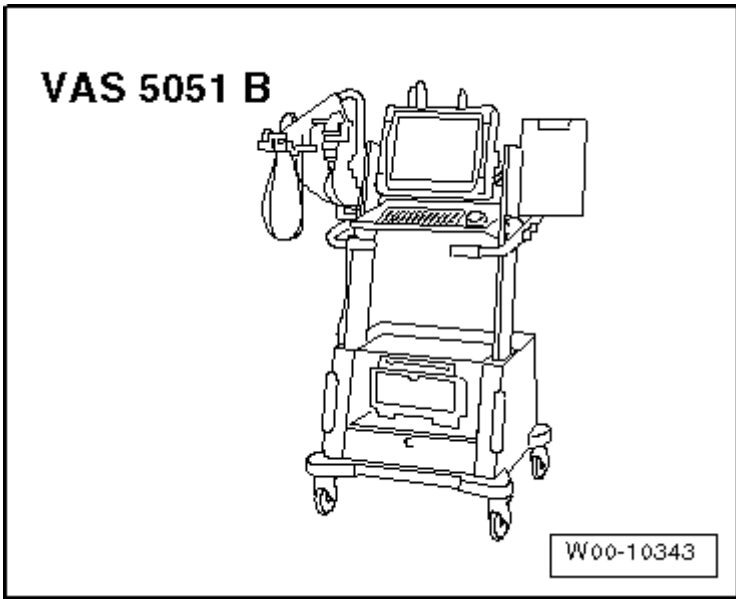
- ◆ Torque wrench -V.A.G 1331- (5...50 Nm)



- ◆ Tandem pump tester -VAS 5187-



- ◆ Vehicle diagnosis, testing and information system -VAS 5051B-



- ◆ Hose clamps up to 25 mm -3094-

Test prerequisites

- Coolant temperature must be at least 85° C.
- Unit injectors OK.
- Fuel filter and fuel lines must not be blocked or damaged.

Procedure

„TIPP“

- Or unscrew coolant expansion tank and fasten with „cable tie“, for example.

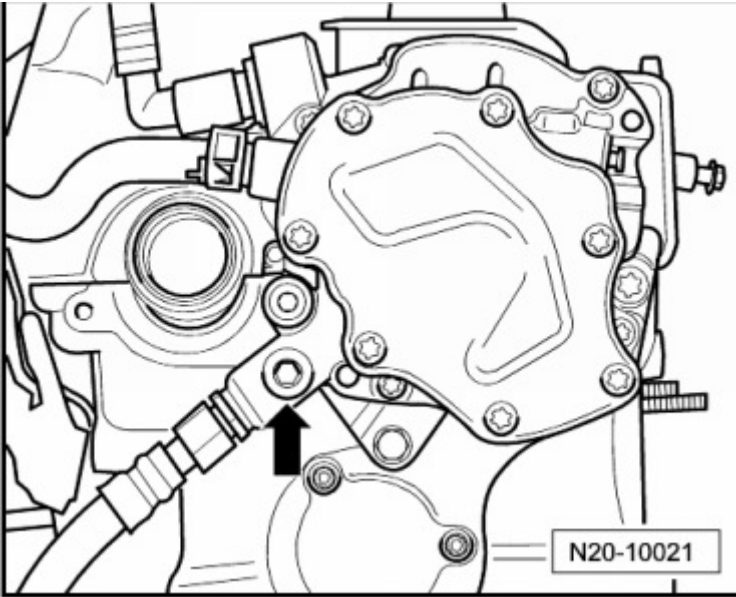
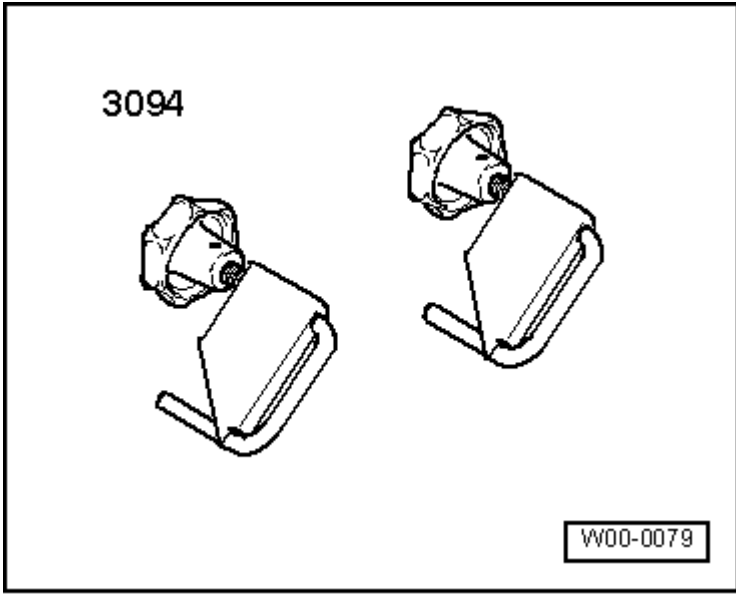
Note

Under no circumstances may dirt enter the hole of the tandem pump.

- Thoroughly clean plug and surrounding areas before disconnecting.
- Unscrew plug -arrow-.

Note


- ◆ *Be careful that no diesel fuel drips onto coolant hoses. If necessary, clean immediately.*
- ◆ *Observe disposal regulations.*



- Connect tandem pump tester -VAS 5187- as shown.

**Note**


Do not forget the seals for the tandem pump tester -VAS 5187-.

- Connect vehicle diagnosis, testing and information system -VAS 5051B- and select „Vehicle self-diagnosis“ mode.
- Access engine electronics control unit by entering „01“.
- Press diagnostic function „08-Read measured value block“.
- Enter display group „1“ using numeric key pad and confirm entry with  key.
- Start engine and run at idling speed.
- Read off idling speed in display field 1.
- Increase speed to 1500 rpm.
- Check displayed pressure on pressure gauge.

Specification: min. 7.5 bar.

**Note**

If necessary, seek assistance from a second person to clamp off fuel return hoses.

- Clamp off fuel hose to master cylinder with hose clamps up to 25 mm -3094-.
- Clamp off fuel supply hose (white marking) at tandem pump using hose clamps up to 25 mm -3094- and switch engine off.
- Press  key on vehicle diagnosis, testing and information system -VAS 5051B-.
- Press „06 - End output“.
- Switch ignition on and disconnect vehicle diagnosis, testing and information system -VAS 5051B-.
- Remove tandem pump tester -VAS 5187-.
- Read off displayed pressure on pressure gauge after approx. 30 minutes.

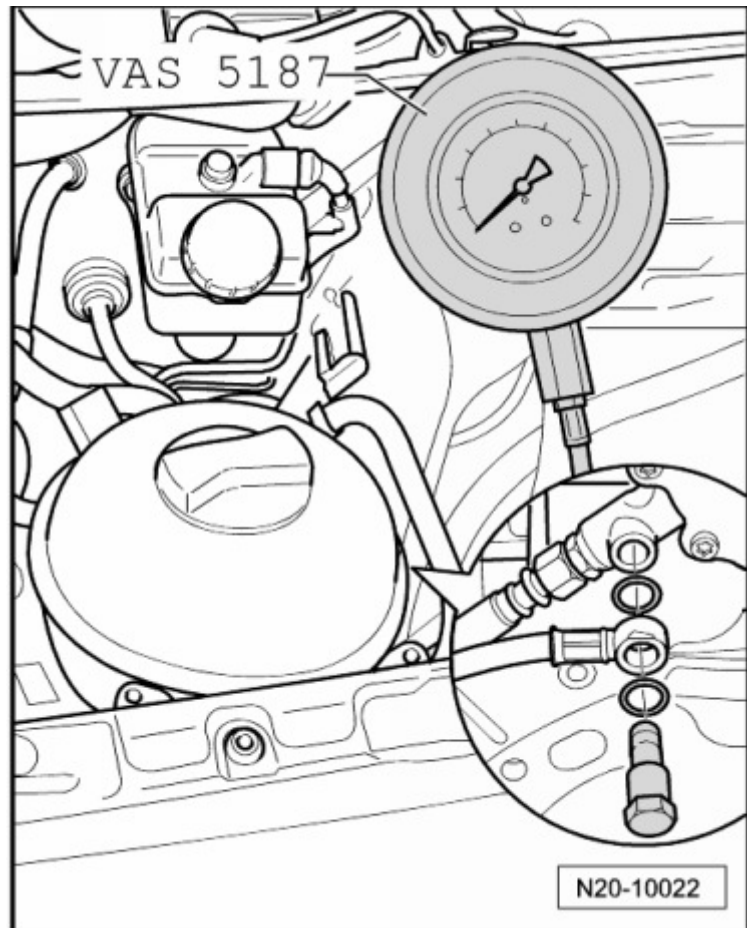
Specification: approx. 3.0 bar

- Read off pressure again after approx. 60 minutes:

Specification: approx. 2.5 bar

If the specified value is not reached, there is a leak.

Further tests should, for example, be carried



out:

- ◆ Connections of fuel supply line
- ◆ Connections of fuel return line
- ◆ Fuel hoses
- ◆ Shaft seals on tandem pump → Chapter
- ◆ Seals on unit injector → Chapter
- ◆ Within cylinder head

**Note**

- ◆ *Be careful that no diesel fuel drips onto coolant hoses. If necessary, clean immediately.*
- ◆ *Observe disposal regulations.*

**Note**

Always renew plug with seal.

- Screw in plug -arrow- finger-tight and then tighten to specified torque.

Specified torque: 25 Nm

